

S6600



OPERATOR'S MANUAL

SET FUNCTIONS

The scale can be set as desired for the user. The settings that can be changed are:

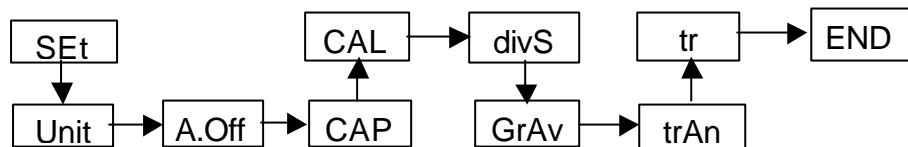
Weighing Units enabled

Time delay before the scale automatically turns off.

Access to some service parameters, Contact your dealer for more details.

Press and hold the **TARE** key for 3 seconds until the display shows "Set" then the first menu option "Unit"

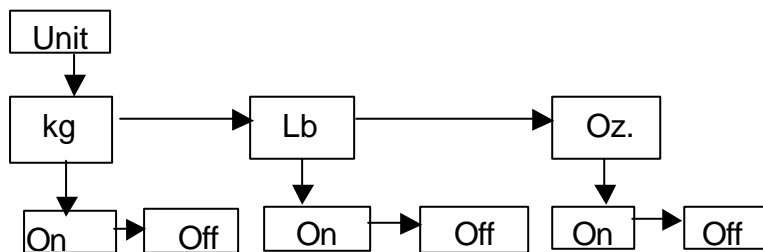
Press the **Unit** key to cycle through the options.



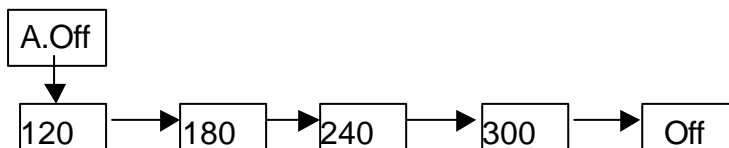
At each option press the **Hold** key to enter the functions and then press the **Unit** key to see the options, pressing the **Hold** key

again to return to the functions menu.

Each weighing unit can be enabled or disabled



The Automatic Turn-off time can be set or disabled (off)



The other functions do not apply to the users. Advance to

End in order to exit the menu.

TABLE OF CONTENTS

Introduction/Specification	2
Power Supply	2
Operator' s Instructions	3
Display Symbols	3
Set Functions... ..	4
Service Address	5

INTRODUCTION

All scales come complete with plastic cover and base, a large LCD display, which is easy to read.

The water-resistant keyboard has 4 easy to use function keys: HOLD, UNIT, ON/ZERO/OFF, TARE.

With the standard AC adaptor included and rechargeable batteries, the scales can be used in a fixed location or as a portable scale.

Power

Power can be supplied by mains adaptor and delivering a regulated switching adaptor. (Input: 120V, output: 15V 300mA) Using batteries inside of scale's head (rechargeable battery 7.2V 1200mAH).

SPECIFICATIONS	
Model #	S6600
Maximum Capacity	660 lbs. / 300 kg
Graduation	0.2 lb / 0.1 kg
Resolution	1: 3000
Tare Range	Full range
Repeatability (STD Dev)	+/- 1d
Linearity ±	+/- 2d
Units of Measure	Kg/lb/oz
Stabilisation Time	1-2 sec.
Operating Temperature	5°C – 35°C or 13 F - 95°F
Power supply	Rechargeable batteries or AC adaptor
Indicator display	1.5" LCD digital display
Dimensions (w x d x h)	15.5x12.5x3.3 inch
Gross Weight	7.7 lb / 3.5 Kg

● OPERATOR'S INSTRUCTIONS

Key description

Tare

- Set the display to zero by storing the current weight in the tare memory

On / Zero / Off

- Turns the scale on, zero or off,

Units

- Select kilograms, pounds or ounces

Hold

- Temporarily memory the weight.

Place an item to be weighed on the platform. Press HOLD key, the arrow of the left bottom will blink. The display shows the measured weight.

After removing the item, the display still shows the weight.

Press HOLD or TARE button to disable HOLD function.

Turn the scale on using the **On/Zero/Off** key. After the display is at zero, place an item to be weighed on the platform. The display will show the weight. The unit will be shown in kilograms unless the user has selected either pounds or ounces previously.

If an empty container is used the weight can be ignored by zeroing the display. To zero the display press the **TARE** key. Then when material is placed in the container only the weight of the material will be shown.

DISPLAY SYMBOLS	
Symbol	Description
→○←	scale in auto zero range (indication = accurate zero)
○	result is stable
kg, lb or oz	scale in weighing mode
Lo-bAt	Battery is weak, after 5 minutes the scale will turn off
◀	Show the Net Weight is being display (NW) or the Gross Weight is displayed (GW)



Manufacturer's Declaration of Conformity

This product has been manufactured in accordance with the harmonized European standards, following the provisions of the below stated directives:

Electro Magnetic Compatibility Directive 89/336/EEC

Low Voltage Directive 73/23/EEC

SUMMIT

FOR SERVICE: CONTACT YOUR LOCAL DISTRIBUTOR