



Quality Medical Products Since 1919

Puritan Medical Products Company LLC  
Guilford, Maine 04443-0149 USA

An affiliate of Hardwood Products Company LLC

Tel 800-321-2313 (US and Canada)  
207-876-3311

Fax 800-323-4153 (US and Canada)  
207-876-3130





Web [www.puritanmedproducts.com](http://www.puritanmedproducts.com)

Email [sales@puritanmedproducts.com](mailto:sales@puritanmedproducts.com)

## TRANSPORT TUBE AND CAP-SHURE® APPLICATORS

Each of our transport tube applicators has a sterile, rigid tube that protects the swab and keeps it dry before and after sampling, plus there's a label on the tube for easy identification. The swab can be secured in the handle end or simply placed in the tube. Polyester-tipped applicators in transport tubes are available in single and double packs, and foam-tipped applicators are available in single packs. Other fibers can be custom ordered.

Our cotton-tipped Cap-Shure applicators are well-suited for forensic or clinical use. The Cap-Shure swab comes with either a wooden or plastic handle. The aerated cap allows the sample to air dry and protects it from contamination. It's ideal for collecting minute samples at crime scenes or for use as a buccal swab anytime PCR will be used.

|  | Item No.                       | Description  | Shaft Length & Dia. | Packing                              | Weight  |
|--|--------------------------------|--|---------------------|--------------------------------------|---------|
|    | 25-1506 1PF TT                 | Reclosable transport tube, foam tip, polystyrene shaft                 | 6" x 1/10"          | 24/30/1 per tube                     | 5 lbs.  |
|   | 25-1506 1PF TT MC              | Reclosable dry transport tube, molded cap, foam tip, polystyrene shaft | 6" x 1/10"          | 10/100/1 per tube                    | 10 lbs. |
|  | 25-806 1PD TT<br>25-806 2PD TT | Reclosable transport tube, polyester tip, plastic shaft                | 6" x 1/10"          | 24/30/1 per tube<br>24/30/2 per tube | 7 lbs.  |
|  | 25-806 1PP TT CAP              | Reclosable transport tube, polyester tip, plastic shaft                | 6" x 1/10"          | 24/30/1 per tube                     | 7 lbs.  |
|  | 25-806 1WC EC                  | Cap-Shure®, cotton tip, wood shaft                                     | 6" x 1/10"          | 10/50/1 per pkg.                     | 8 lbs.  |
|  | 25-807 1PC EC                  | Cap-Shure®, cotton tip, plastic shaft                                  | 7" x 1/10"          | 10/50/1 per pkg.                     | 9 lbs.  |

Products are not shown actual size.

CAP-SHURE™ | 25-806 1WC EC

