

Introduction

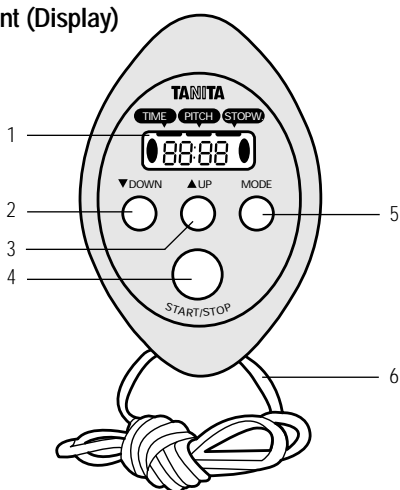
Thank you for purchasing this product. Before using SyncWalk, please read this manual carefully and keep it for future reference.

Features

- Helps you keep a consistent pace while you walk
- Pitch Sound can be turned on/off with the touch of a button
- Pitch can be adjusted from 50 to 250 beats per minute
- Includes stopwatch and clock function
- Lightweight and compact with handy neck strap

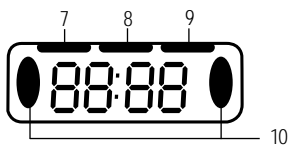
Components/Functions

Front (Display)



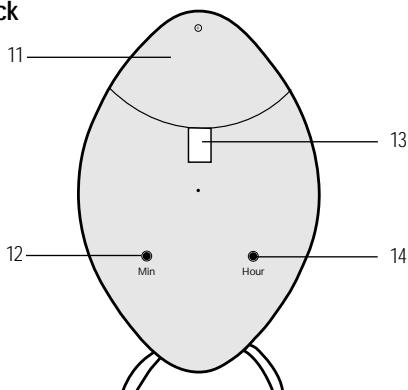
1. LCD Display
2. Down Button
3. Up Button
4. Start/Stop Button
5. Mode Button
6. Neck Strap

LCD Display Screen



7. Time Indicator
8. Pitch Indicator
9. Stopwatch Indicator
10. Footstep Symbols

Back



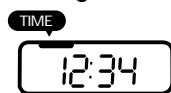
11. Battery Cover
12. Minute Button
13. Protective Tab
14. Hour Button

Using SyncWalk

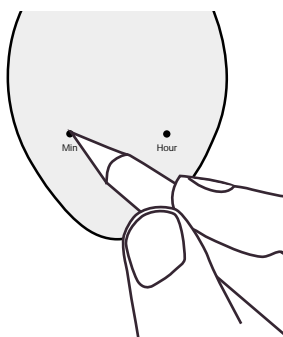
Pull-out the protective tab from the battery cover. Use the Mode button to toggle between Time, Pitch, and Stopwatch features.

Note: At first use (or after replacing the batteries), the Time feature will show the clock at 12:00 and will need to be reset to the correct time.

Setting the Clock



1. Press the Mode button until the Time feature is indicated on the display.
2. On the back of the unit, use a tool with a pointed tip (such as a pen) to press the Hour button (or press and hold for a quick scroll through the numbers) to find the correct hour. When the correct hour appears, release the Hour button.



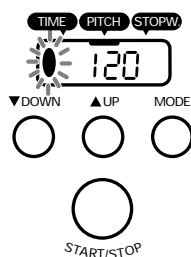
3. Follow the same procedure using the Minute button. Press the Minute button to find the correct numbers. When the correct number appears release the Minute button.

Setting the Pitch



1. Press the Mode button until the Pitch feature is indicated.

Note: The Footstep Symbols will flash alternately on the left and right side of the display and the Pitch Sound will turn on automatically. To turn off (or on) the sound, press the Start/Stop button.



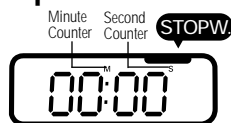
2. Adjust the Pitch by using the Up and Down buttons—press and hold a button for a quick scroll through the numbers. The Pitch can be adjusted from 50 to 250 beats per minute.

Note: The Pitch Sound and the Footstep Symbols work only when the Pitch feature is selected. (The tone will not sound and the marks will not be visible while using the stopwatch or clock setting.)



Use caution when looking at the display while moving.

Stopwatch



1. Press the Mode button to switch the indicator to the Stopwatch feature.
2. Use the Start/Stop button to start, stop, and reset the Stopwatch. The stopwatch counts up to 99 minutes 59 seconds (if this time is exceeded the stopwatch will begin recounting from 0).

Note: The Minute Counter and Second Counter are only visible when the Stopwatch feature is indicated.

Note: The stopwatch will continue to operate even if you switch to the Time or Pitch setting.

Replacing the Battery

If the display is blank or difficult to read, replace the battery.

1. Use a screwdriver to remove the battery cover on the back of the unit. Remove the battery.
2. Insert the new battery with the positive (+) side up (facing you).
3. Replace battery cover and screw into place.

Once the battery is replaced, the display will flash. You must reset SyncWalk by adjusting the clock to the correct time.

Note: *If the display shows an unusual reading after replacing the battery, try readjusting the battery in the battery slot.*

Note: *Keep batteries out of reach of children.*

Important Notes

Consult your physician before starting any new exercise routine.

Handling Tips

- Do not store or use in excessively humid areas.
- Clean occasionally by wiping with a soft cloth. (Do not use benzine, paint thinner or any other type of chemical.)
- Do not disassemble SyncWalk.

Specifications

Model
SyncWalk (6940-DG)
Display Results
Clock: 12-hour display
Pitch: 50-250 beats per minute
Stopwatch: 0-99 minutes
Dimensions
3"H x 2"W x 1/2"D
Battery
1 x CR2016 (included)

Should you need to return this product for an exchange or refund, please contact the store/cataloger from which it was purchased. Or call 1-800-TANITA-8 (USA and Canada only).

Caractéristiques techniques

Modèle
SyncWalk (6940-DG)
Affichage
Horloge : 12 heures
Rythme : 50 à 250 battements par minutes
Chronomètre : 0 à 99 minutes
Dimensions
3 po H x 2 po L x 0,5 po P
Pile
1 x CR2016 (incluse)

Si vous devez retourner l'appareil pour échange ou remboursement, veuillez communiquer avec le magasin ou l'entreprise de vente par catalogue où il a été acheté. Vous pouvez aussi appeler au 1-800-TANITA-8 (Etats-Unis et Canada seulement).



Tanita Corporation of America Inc.
2625 South Clearbrook Drive
Arlington Heights, IL 60005, USA
Tel: 847-640-9241
Fax: 847-640-9261
www.tanita.com

CE This device features radio interference suppression in compliance with EC Regulation 89/336EC.

© 2001 Tanita Corporation. All rights reserved (tous droits réservés). Patent pending (brevet en instance).

Not Valid Without Proof of Purchase

Your Tanita product is warranted to the original consumer only, for one (1) year, to be free from defects in materials and workmanship under normal use. This product is designed for **Personal use only**. Tanita Corporation of America reserves the right to nullify the warranty agreement should the product be used in a commercial environment. This warranty is void if the product has been tampered with or mistreated, or if the defect is related to servicing or parts not supplied by us. Our obligation under this warranty is limited solely to the charge of repairing the product, plus the cost of parts or, at the option of Tanita, replacing the product with an equivalent model. There are no express or implied warranties except as listed above. **Tanita is not liable for incidental or consequential damages for failure or malfunction of the product and any recovery may not be greater than the purchase price paid for this product.** Some states do not allow limitation on how long an implied warranty lasts, or the exclusion or limitation of incidental or consequential damages, so the above limitations may not apply to you. This warranty gives you specific legal rights and you may also have other rights which vary from state to state. **No person is authorized to change the terms of this warranty.**

If Product Is Defective or Needs Repair

Do not return this product to the place of purchase; doing so may delay the processing of your warranty claim.

Call Tanita at 1-800-TANITA-8 to receive a Return Authorization Number before returning this product. **Proof of purchase must accompany the product.** Because of possible loss, we recommend insuring your product, return receipt requested, when using the mail. If you do not receive a receipt within a reasonable time, start a tracer through the originating post office. It is important that you pack the product carefully prior to shipment to prevent damage in transit and that you include a letter describing in detail the specific condition requiring adjustment or repair.

After Warranty Repairs

Please call Tanita at 1-800-TANITA-8 (USA and Canada only).

Please complete the following information and retain for your records.

Model: SyncWalk (6940-DG)

Date Purchased:

Purchased From:

Address:



SyncWalk

PACSETER / STOPWATCH / CLOCK
RÉGULATEUR / CHRONOMÈTRE / HORLOGE

Instruction Manual Manuel d'instructions

