



seca 770

QuickMedical is an authorized distributor for seca.

**See the complete line of seca products at :
www.medicalscales.com/seca**

**Call toll free: 1-888-345-4858
Fax: 425-831-6032**

Congratulations

In the seca 770 electronic personal scale you have acquired a highly accurate and at the same time sturdy piece of equipment.

seca has been putting its experience at the service of health for over 150 years, and as market leader in many countries of the world, is always setting new standards with its innovative weighing and measuring developments.

The seca 770 electronic personal scale is designed for private use and also for use in public institutions.

Weight display can be switched between kilogrammes (kg) and pounds (lbs).

The maximum load is 200 kg or 440 lbs.

Safety

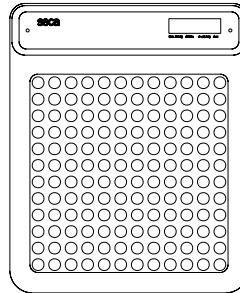
Before using the new scale, please take a little time to read the following safety instructions.

- Follow the instructions in the instructions for use.
- Use only the type of battery stated (see „Changing the batteries“).
- Do not drop the scale or subject it to violent shocks.
- Have repairs carried out only by authorised persons.

Before you start...

Setting up the scale

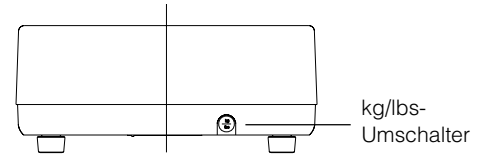

The scale is fully assembled when dispatched. - Remove the packaging and place the scale on a firm, level surface.



- Close the cover and then turn the scale back up the right way.

Operation

Controls and displays



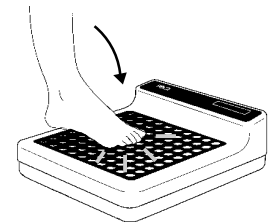
Power supply

The scale is powered exclusively by batteries. The LC display has a low power consumption - 120,000 weighing operations can be performed with one set of batteries.

- Carefully turn over the scale so that the base is accessible.
- Press the closure of the battery compartment in the direction of „Batterie“ and open the cover.
- Take the holder out of the packaging and connect the cable to it.
- Place the holder in the battery compartment.

How to weigh properly

- The scale is fitted with a vibration switch. You need only step lightly onto the weighing platform to switch on the scale.



SECTA, **000000** and **0.000** appear consecutively in the display. The scale is then automatically set to zero and ready for use.

- Switch weight display if required (see below)
- Step on the scale and keep still.
- Read off the weighing result on the digital display.
- If a load of over 200 kg or 440 lbs is put on the scale, **SECTA** appears in the display.

Automatic switch-off

The scale switches off automatically 20 seconds after the last weighing operation.

Switching weight display

The weight display can be switched between kilogrammes (kg) and pounds (lbs).

- Switch on the scale. The weight is first displayed in the last setting selected
- In order to display weight in kilogrammes, press the kg/lbs switch until kg appears in the display.
- To display weight in English units, press the kg/lbs switch until lbs appears in the display.

Cleaning

Clean the outside of the scale as required using a domestic cleaning agent or a commercially available disinfectant. Follow the manufacturer's instructions.

What do I do if...

... no weight is displayed when there is a load on the scale?

- Is the scale switched on?
- Check the batteries.

... the scale keeps switching on, while being transported, for example?

- The vibration switch has been activated by the movement of the scale. Due to the very low energy requirement of the scale, the service life of the batteries will not be impaired. For longer journeys, you can remove the batteries if necessary.

... **0.000** does not appear before weighing?


- Start the scale again after it switches off automatically – there should not be any load on the scale.

... **- - -** appears instead of **0.000** before weighing?

- Start the scale again after it switches off automatically – there should not be any load on the scale.

... one segment is illuminated constantly or not at all?

- The relevant segment. has a fault. Inform Servicing.

... the display shows  ?

- Battery voltage is running low. Change the batteries in the next few days.

... **ERR E** appears in the display?

- Batteries are empty. Put in new batteries.

... **SECTA** appears in the display?

- Maximum load has been exceeded.

... the display flashes?

- Take the load off the scale and start the scale again. Wait until **0.000** appears and then weigh again.

... the display **TEMP** appears?

- The ambient temperature of the scale is too high or too low. Place the scale in an ambient temperature between +10 °C and +40 °C. Wait about 15 minutes for the scale to adapt to the ambient temperature and then weigh again.



... the display **E** and a number appear?

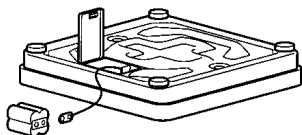
- Start the scale again after it switches off automatically. The scale will then work normally again. If this is not the case, inform Servicing.

Servicing

Your seca scale leaves the factory with an accuracy better than $\pm 0.4\%$. To ensure that this degree of accuracy is maintained, the product must be carefully set up and regularly serviced. Depending on frequency of use, we recommend servicing at intervals of 3 to 5 years. Please note that a qualified servicing agent should be used for this. If you are in doubt, seca Customer Service will give you more information.

Changing the batteries

When  or  appear in the display, you should change the batteries. You need four type M 1.5 V batteries.



- Carefully turn over the scale so that the base of the scale is accessible.
- Push the cover of the battery compartment towards "Batterie" and open the cover.
- Take out the holder and batteries.
- Remove the used batteries and insert new batteries in the holder.

Check that the polarity is correct.

- Place the holder and batteries in the battery compartment.
- Close the cover.
- Then turn the scale back up the right way.

Technical data

Maximum capacity	200 kg /440 lbs
Graduations	0.1 kg / 4 oz / 0.2 lbs
Accuracy	
Model 770 13 21 004:	100 g / 0.2 lbs
Model 770 13 21 134:	50 g < 150 kg > 100 g / 0.1 lbs < 350 lbs > 0.2 lbs
Accuracy	Better than $\pm 0,4\%$
Size of digits	20 mm
Dimensions	
Width:	138 mm
Height:	326 mm
Depth:	396 mm
Weight:	approx. 6.6 kg
Temperature range	+ 10 °C to + 40 °C

Disposal

Batteries

Do not throw used batteries away in domestic waste. Dispose of batteries at collection points in the vicinity. When buying new batteries, select those low in harmful substances and containing no mercury (Hg), cadmium (Cd) or lead (Pb).

Disposing of the scale

If the scale can no longer be used, the responsible waste disposal association will be glad to advise you on the measures necessary to dispose of it properly.

Warranty

A two-year warranty from date of delivery applies to defects attributable to poor materials or workmanship. All moveable parts – batteries, cables, mains units, rechargeable batteries etc. – are excluded. Defects which come under warranty will be made good for the customer at no charge on production of the receipt. No further claims can be entertained. The costs of transport in both directions will be borne by the customer should the equipment be located anywhere other than the customer's premises. In the event of transport damage, claims under warranty can be honoured only if the complete original packaging was used for any transport and the scale secured and attached in that packaging just as it was when originally packed. All the packaging should therefore be retained.

A claim under warranty will not be honoured if the equipment is opened by persons not expressly authorised by seca to do so.

We would ask our customers abroad to contact their local sales agent in the event of a warranty matter.